



<http://wiki.homerecz.com>

.....	1
.....	1
.....	1
.....	1
U67	5
Specification	5
K67	6
Schematic	28
.....	30
.....	30
.....	30
.....	30

U67

Neumann U67 1960 , U47
Neumann U47 13

Neumann

U67 K67 가

1950 가
1955 가
MaxSPL

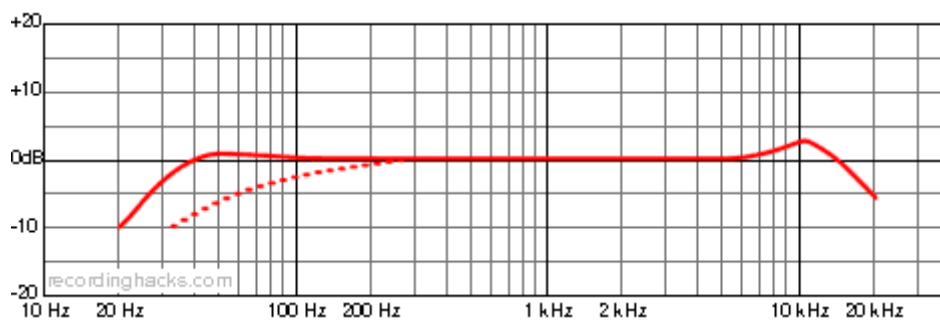
Neumann U67 -10dB 가

, U67 U47

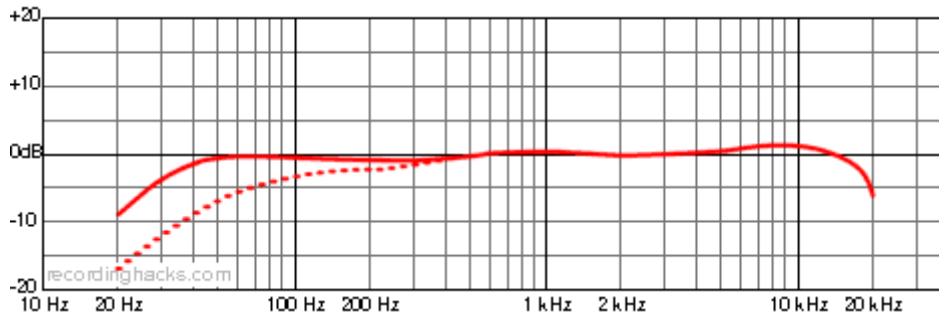
Telefunken , Neumann Telefunken
(1958) Neumann
Telefunken 1950 , 1970 Telefunken
Telefunken Neumann
Telefunken U67

Specification

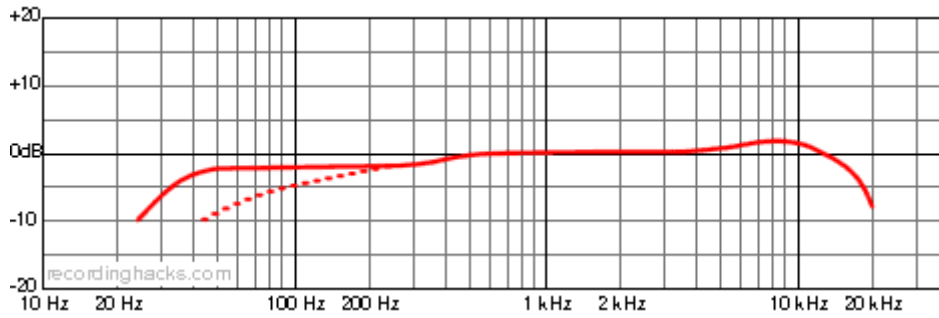
- : Neumann K67(Center terminated)
- : Telefunken EF86
- : p/n NU 67
- :
- : 30Hz - 16,000Hz
-



-



-



- : 1,000Ω 1.1mV/μb()
 - 1,000Ω 2.1mV/μb()
 - 1,000Ω 1.4mV/μb()
- : 50Ω 200Ω ± 20%
- MaxSPL : 0.5% THD @ 116dB SPL(1kHz 1kΩ)
- Center-terminated

K67

- 34mm
- 24mm, Mylar()
- , ¹⁾









































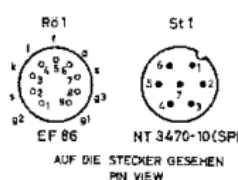
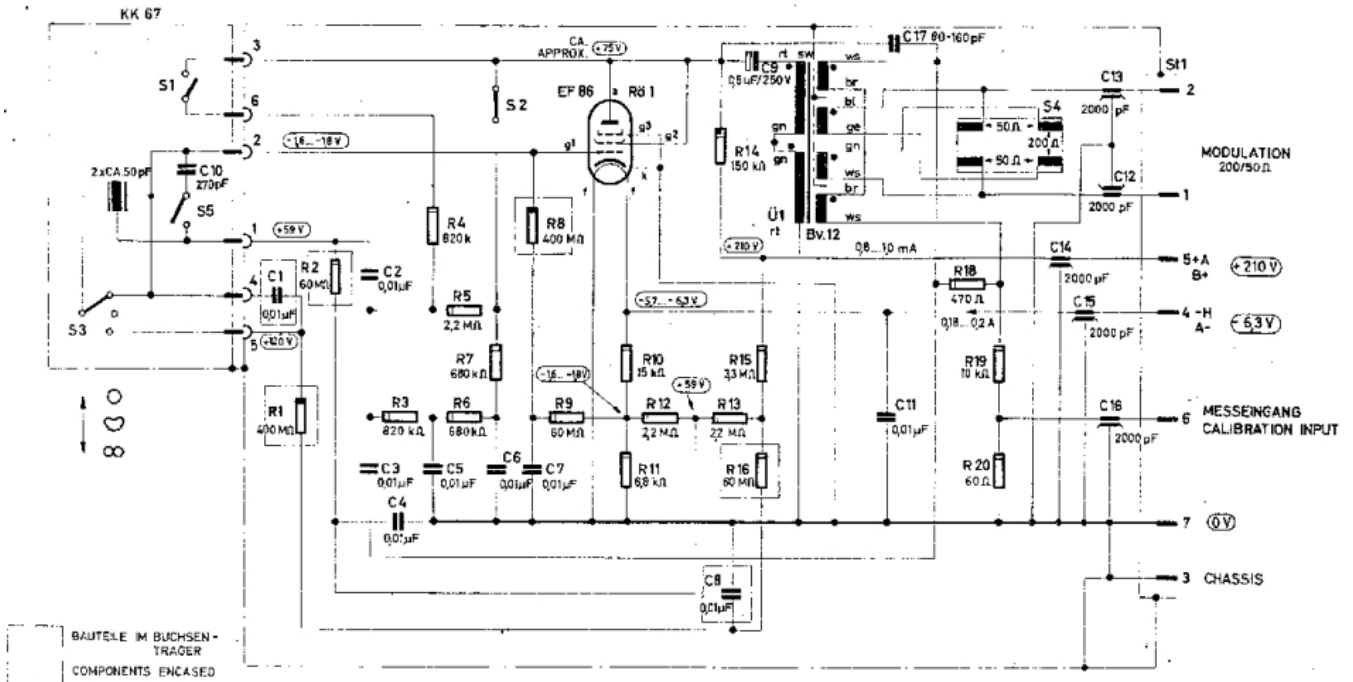








Schematic



- SPANNUNGSWERTE STATISCH GEMESSEN / STATICALLY MEASURED VOLTAGES
- RESISTORS GERMAN / AMERICAN
- 0,1 W DIN 41399
- 0,25 W DIN 41401
- 0,5 W DIN 41402

GÜLTIG AB GERÄT NR. 343 / BEGINNING WITH SERIAL & PART NUMBER 343

KONDENSATOR-MIKROPHON U 67
CONDENSER MICROPHONE U 67
U 67-930-01



GEORG NEUMANN
Laboratorium für Elektroakustik GmbH
BERLIN

BEI ERSATZTEILBESTELLUNG GERÄT NR. UND POS.-ZAHLEN ANGEBEN / FOR REPLACEMENT ALWAYS GIVE SERIAL & PART NUMBER

21.12.54

1)



<http://wiki.homerecz.com>

From:
<https://wiki.homerecz.com/> -

Last update: **2025/04/01**

: (admin@homerecz.com)