



<http://wiki.homerecz.com>

.....	1
.....	1
.....	1
.....	1
Telefunken U67	5
U67	5
Specification	5
K67	6
Schematic	28
.....	30
.....	30
.....	30
.....	30

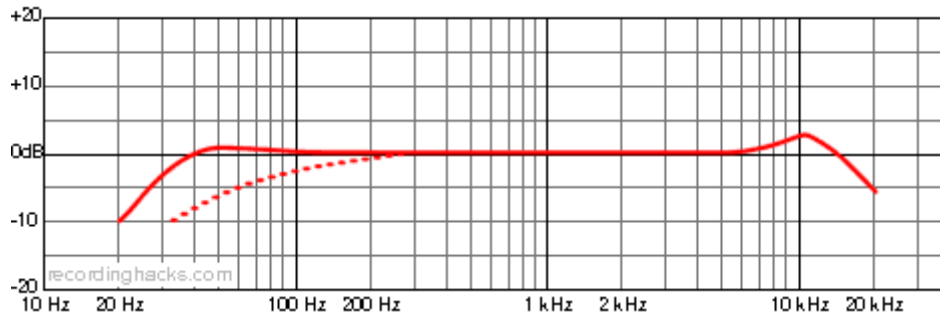
Telefunken U67

U67

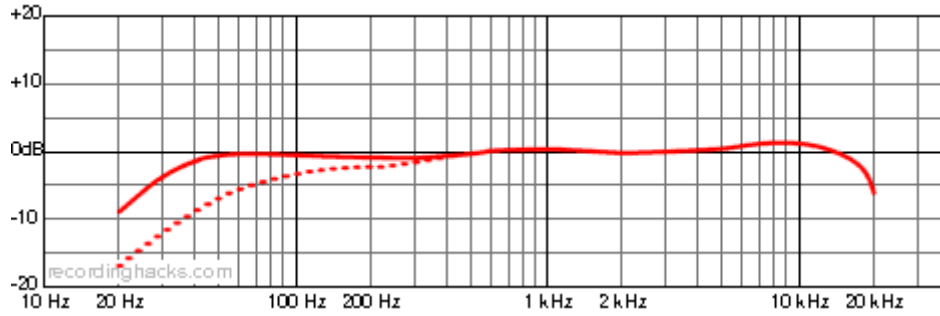
Neumann U67 1960 , U47
 . Neumann U47 13
 Neumann
 U67 K67 가
 1950 가
 1955 가
 MaxSPL
 Neumann U67 -10dB 가
 , U67 U47
 Telefunken , Neumann Telefunken
 (1958) . Neumann
 Telefunken 1950 , 1970 Telefunken
 Telefunken Neumann
 Telefunken U67

Specification

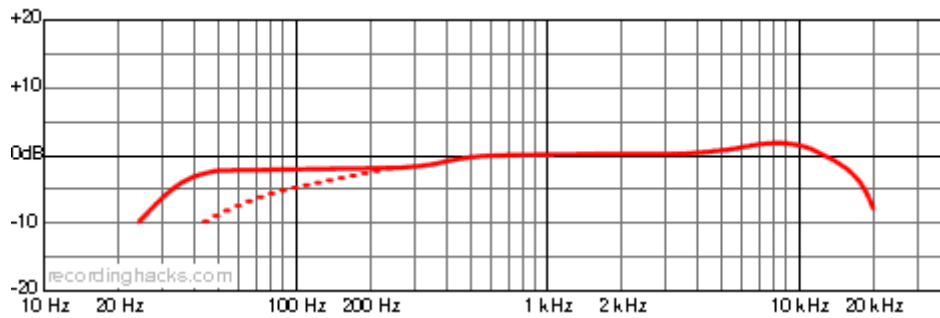
- : Neumann K67(Center terminated)
- : Telefunken EF86
- : p/n NU 67
- :
- : 30Hz - 16,000Hz
-



-



-



- : 1,000Ω 1.1mV/μb()
- 1,000Ω 2.1mV/μb()
- 1,000Ω 1.4mV/μb()
- : 50Ω 200Ω ± 20%
- MaxSPL : 0.5% THD @ 116dB SPL(1kHz 1kΩ)
- Center-terminated

K67

- 34mm
- 24mm, Mylar()
- , 1)









































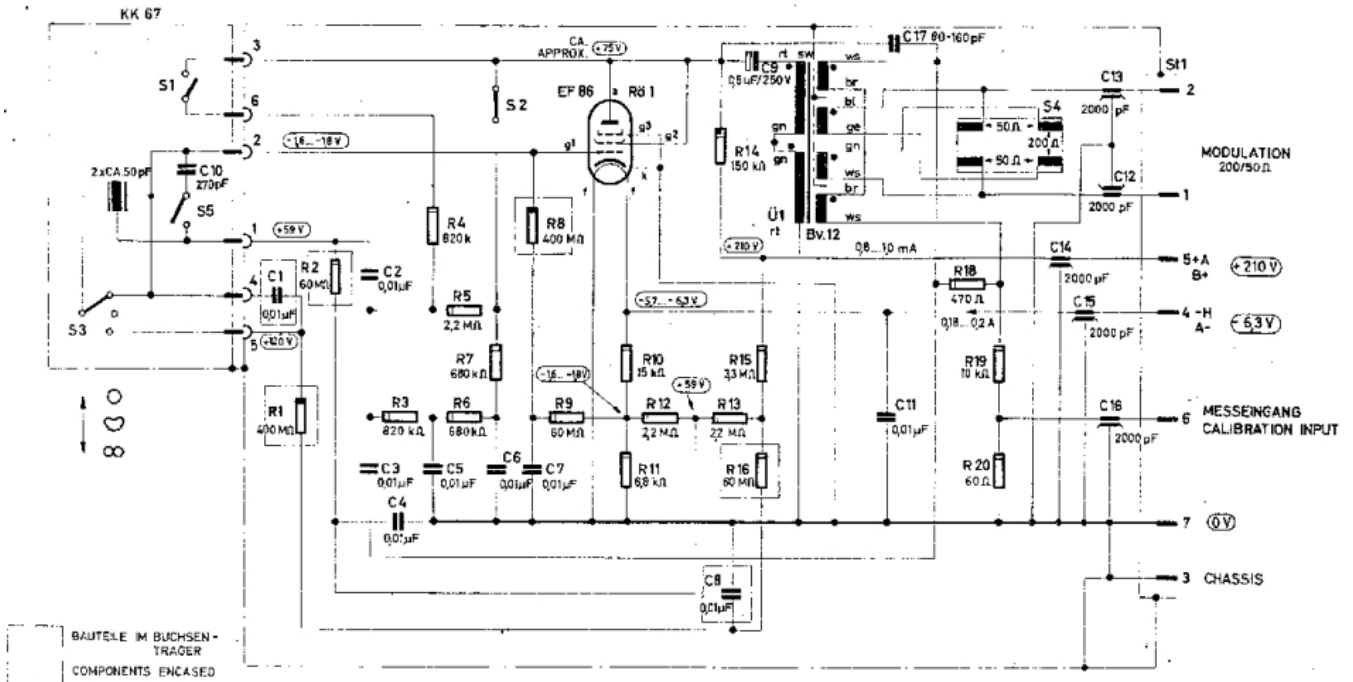








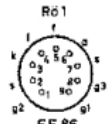
Schematic



BAUTEILE IM BUCHSEN-TRÄGER
COMPONENTS ENCASED

SPANNUNGSWERTE STATISCH GEMESSEN
STATICALLY MEASURED VOLTAGES

GÜLTIG AB GERÄT NR. 343
BEGINNING WITH SERIAL & PART NUMBER 343



AUF DIE STECKER GESEHEN
PIN VIEW

- 0,1 W
DIN 41399
- 0,25 W
DIN 41401
- 0,5 W
DIN 41402

RESISTORS
GERMAN AMERICAN

KONDENSATOR-MIKROPHON U 67
CONDENSER MICROPHONE U 67
U 67-930-01

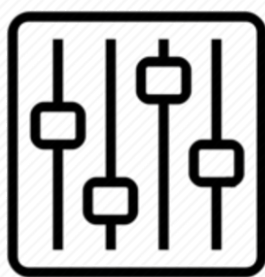


GEORG NEUMANN
Laboratorium für Elektroakustik GmbH
BERLIN

BEI ERSATZTEILBESTELLUNG GERÄT NR. UND
POS.-ZAHLEN ANGEBEN
FOR REPLACEMENT ALWAYS GIVE SERIAL & PART NUMBER

21.12.54

1)



<http://wiki.homerecz.com>

From:
<https://wiki.homerecz.com/> -

Last update: **2025/04/01**

: (admin@homerecz.com)